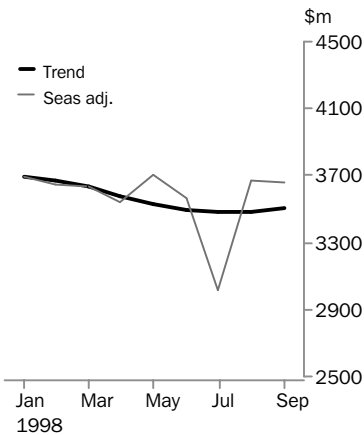


# LENDING FINANCE

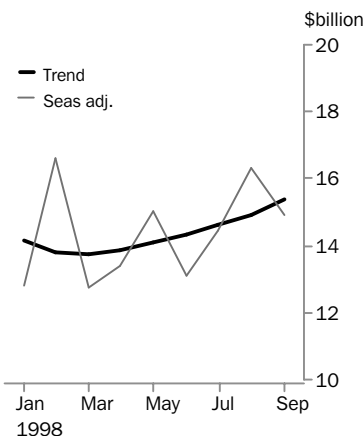
AUSTRALIA

EMBARGO: 11:30AM (CANBERRA TIME) THURS 12 NOV 1998

## Personal finance



## Commercial finance



## SEPTEMBER KEY FIGURES

TREND ESTIMATES	Aug 98 \$m	Sep 98 \$m	% change Aug 98 to Sep 98
Housing finance for owner occupation	4 569	4 520	-1.1
Personal finance	3 485	3 502	0.5
Commercial finance	14 918	15 379	3.1
Lease finance	739	734	-0.7

SEASONALLY ADJUSTED	Aug 98 \$m	Sep 98 \$m	% change Aug 98 to Sep 98
Housing finance for owner occupation	4 519	4 345	-3.8
Personal finance	3 669	3 655	-0.4
Commercial finance	16 318	14 927	-8.5
Lease finance	722	738	2.2

## SEPTEMBER KEY POINTS

### HOUSING FINANCE FOR OWNER OCCUPATION

- The trend estimate for the value of commitments for owner occupied dwellings fell for the third successive month by 1.1% during September.
- The seasonally adjusted estimate has fallen for the third successive month.

### PERSONAL FINANCE

- The trend estimate for total personal finance commitments during September rose by 0.5%. The rise can be attributed to an increase of 1.1% in revolving credit commitments, while there was a decline of 0.2% in fixed lending commitments.
- The seasonally adjusted estimate for total personal finance commitments fell slightly by 0.4% to \$3 655 million in September.

### COMMERCIAL FINANCE

- The trend estimate for commercial finance commitments rose 3.1% to \$15 379 million in September. The rise was due to increases of 2.3% in fixed lending commitments and 3.9% in revolving credit commitments.

### LEASE FINANCE

- The September 1998 trend estimate for lease finance commitments fell 0.7% to \$734 million, the lowest level since October 1997.
- Seasonally adjusted, the value of commitments rose by 2.2%.

- For further information about these and related statistics, contact Greg Smith on Sydney 02 9268 4537, or any ABS office shown on the back cover of this publication.

# NOTES

## FORTHCOMING ISSUES

<i>ISSUE</i>	<i>RELEASE DATE</i>
October 1998	11 December 1998
November 1998	18 January 1999
December 1998	16 February 1999
January 1999	12 March 1999
February 1999	13 April 1999
March 1999	14 May 1999



## CHANGES IN THIS ISSUE

There are no changes in this issue.



W. McLennan  
Australian Statistician



## SUMMARY OF FINDINGS

### HOUSING FINANCE FOR OWNER OCCUPATION

The September 1998 trend estimate for the value of housing finance commitments fell 1.1% from August, the same level as that of September 1997. Seasonally adjusted, there was a fall of 3.8% in the value of commitments.

For further information refer to *Housing Finance for Owner Occupation, Australia* (5609.0).

### PERSONAL FINANCE

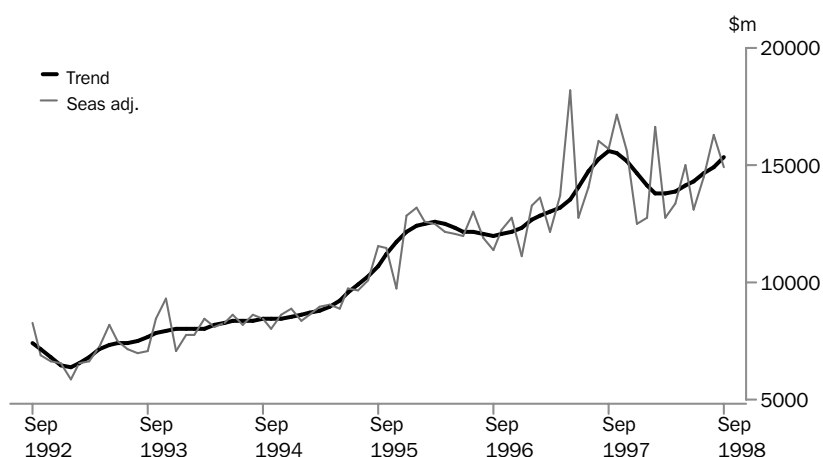
The trend series increased slightly by 0.1% in August and 0.5% in September to \$3 502 million, reversing a sustained period of decline in the series since January 1998. The upward revision in trend is attributable to the relatively high August and September seasonally adjusted estimates of \$3 669 and \$3 655 million respectively.

The value of commitments for fixed personal lending declined by 1.3% in seasonally adjusted terms to \$1 764 million, while the value of new and increased revolving credit limits increased slightly by 0.4% to \$1 890 million.

### COMMERCIAL FINANCE

The trend estimate for commercial finance increased by 3.1% in September 1998, to a level of \$15 379 million. This was the sixth consecutive increase in the trend series, despite a fall in the seasonally adjusted estimate of 8.5%. The trend estimates for both fixed lending and revolving credit increased strongly, by 2.3% and 3.9% respectively.

Readers should exercise caution when interpreting the seasonally adjusted data. For further information, see Explanatory Note 10.



### LEASE FINANCE

The trend estimate for lease finance commitments continued its decline of the past seven months, with a fall of 0.7% in September to a value of \$734 million. The value of lease finance commitments increased by a modest 2.2% in seasonally adjusted terms, to a value of \$738 million.

## FINANCE COMMITMENTS, Summary

Month	SECURED HOUSING(a)...		PERSONAL.....			COMMERCIAL.....			LEASE
	<i>Construction and purchase of dwellings</i>	<i>Alterations and additions</i>	<i>Fixed loan facilities</i>	<i>Revolving credit facilities(b)</i>	<i>Total</i>	<i>Fixed loan facilities</i>	<i>Revolving credit facilities(b)(c)</i>	<i>Total</i>	<i>Total</i>
	\$m	\$m	\$m	\$m	\$m	\$m	\$m	\$m	\$m
ORIGINAL									
<b>1997</b>									
September	4 652	240	1 849	1 575	3 423	7 565	7 494	15 059	675
October	4 756	265	1 898	1 926	3 824	8 123	7 705	15 828	703
November	4 450	235	1 805	1 846	3 651	8 067	6 684	14 751	663
December	4 460	222	1 891	1 827	3 718	8 523	7 212	15 736	802
<b>1998</b>									
January	3 682	190	1 750	1 345	3 094	5 568	4 617	10 186	575
February	4 440	243	1 836	1 421	3 258	7 151	6 207	13 358	666
March	4 779	256	1 964	1 672	3 636	6 748	6 016	12 764	836
April	4 596	224	1 743	1 745	3 488	6 637	7 083	13 720	682
May	4 614	225	1 812	1 816	3 627	7 696	6 507	14 202	734
June	5 159	245	1 987	1 892	3 879	10 052	6 318	16 370	1 163
July	4 959	222	1 838	1 903	3 741	9 020	7 652	16 672	889
August	4 448	200	1 644	1 858	3 502	7 028	7 665	14 693	673
September	4 547	205	1 738	1 967	3 705	7 362	7 044	14 406	736
SEASONALLY ADJUSTED									
<b>1997</b>									
September	4 574	n.a.	1 914	1 538	3 451	8 158	7 495	15 653	699
October	4 641	n.a.	1 853	1 764	3 618	8 474	8 694	17 168	704
November	4 535	n.a.	1 964	1 895	3 860	8 583	6 996	15 580	758
December	4 681	n.a.	1 841	1 727	3 568	7 683	4 859	12 542	721
<b>1998</b>									
January	4 616	n.a.	2 009	1 686	3 695	7 436	5 346	12 781	840
February	4 534	n.a.	1 891	1 753	3 644	8 724	7 911	16 635	780
March	4 332	n.a.	1 808	1 828	3 636	6 459	6 294	12 752	842
April	4 744	n.a.	1 755	1 787	3 542	6 771	6 630	13 400	741
May	4 436	n.a.	1 872	1 829	3 701	7 784	7 242	15 026	706
June	5 003	n.a.	1 824	1 742	3 566	7 916	5 196	13 112	776
July	4 571	n.a.	1 580	1 433	3 013	7 158	7 314	14 472	767
August	4 519	n.a.	1 787	1 882	3 669	7 365	8 952	16 318	722
September	4 345	n.a.	1 764	1 890	3 655	7 983	6 944	14 927	738
TREND ESTIMATES									
<b>1997</b>									
September	4 524	n.a.	1 877	1 654	3 531	7 803	7 762	15 565	704
October	4 578	n.a.	1 902	1 711	3 613	8 106	7 402	15 508	721
November	4 609	n.a.	1 920	1 748	3 667	8 218	6 926	15 144	744
December	4 597	n.a.	1 919	1 767	3 686	8 092	6 529	14 621	767
<b>1998</b>									
January	4 569	n.a.	1 906	1 781	3 688	7 828	6 308	14 135	784
February	4 553	n.a.	1 884	1 785	3 669	7 565	6 264	13 828	791
March	4 569	n.a.	1 855	1 775	3 630	7 382	6 370	13 752	786
April	4 600	n.a.	1 820	1 758	3 578	7 320	6 558	13 878	774
May	4 626	n.a.	1 788	1 746	3 534	7 350	6 751	14 101	760
June	4 633	n.a.	1 763	1 736	3 499	7 421	6 905	14 325	749
July	4 611	n.a.	1 746	1 737	3 483	7 511	7 111	14 622	743
August	4 569	n.a.	1 736	1 749	3 485	7 591	7 327	14 918	739
September	4 520	n.a.	1 732	1 769	3 502	7 764	7 616	15 379	734

(a) For owner occupation.

(b) New increased credit limits during the period; includes credit cards.

(c) See Explanatory Note 10 on page 11 for further information on the seasonally adjusted data for this series.

## 2

HOUSING AND PERSONAL FINANCE COMMITMENTS, By Type of Lender: **Original**

Month	HOUSING FINANCE(a).....					PERSONAL FINANCE.....				
	All banks	Permanent building societies	Mortgage managers	Other lenders	Total	All banks	Credit co-operatives	Finance companies	Other lenders	Total
	\$m	\$m	\$m	\$m	\$m	\$m	\$m	\$m	\$m	\$m
<b>1997</b>										
July	3 727	165	448	275	4 614	2 998	304	482	106	3 891
August	3 598	162	431	271	4 461	2 567	282	457	126	3 432
September	3 729	194	452	276	4 652	2 527	284	504	107	3 423
October	3 834	193	437	292	4 756	2 899	301	498	127	3 824
November	3 644	174	387	244	4 450	2 703	280	511	158	3 651
December	3 684	158	363	255	4 460	2 678	302	602	136	3 718
<b>1998</b>										
January	3 049	128	291	214	3 682	2 158	240	587	110	3 094
February	3 606	175	406	254	4 440	2 305	254	585	113	3 258
March	3 792	205	503	279	4 779	2 615	275	629	117	3 636
April	3 668	192	474	262	4 596	2 540	257	583	107	3 488
May	3 725	182	452	256	4 614	2 671	260	575	121	3 627
June	4 244	206	471	238	5 159	2 816	300	641	122	3 879
July	4 069	185	451	253	4 959	2 648	310	672	112	3 741
August	3 684	163	381	221	4 448	2 528	249	593	131	3 502
September	3 760	178	375	233	4 547	2 644	253	674	133	3 705

(a) Excludes alterations and additions.

## 3

COMMERCIAL AND LEASE FINANCE COMMITMENTS, By Type of Lender: **Original**

Month	COMMERCIAL FINANCE.....					LEASE FINANCE.....				
	All banks	Money market corporations	Finance companies	Other lenders	Total	All banks	General financiers	Finance companies	Other lessors(a)	Total
	\$m	\$m	\$m	\$m	\$m	\$m	\$m	\$m	\$m	\$m
<b>1997</b>										
July	12 369	2 043	637	918	15 967	229	257	330	43	858
August	11 152	2 118	567	725	14 562	189	129	260	48	626
September	11 461	2 142	681	775	15 059	203	149	285	38	675
October	11 596	2 491	679	1 062	15 828	248	145	284	26	703
November	10 842	2 194	493	1 222	14 751	222	143	266	32	663
December	13 328	1 276	515	617	15 736	270	152	337	43	802
<b>1998</b>										
January	8 147	1 089	397	552	10 186	162	116	271	26	575
February	10 051	2 047	419	841	13 358	204	159	284	19	666
March	9 798	1 742	454	770	12 764	266	181	344	45	836
April	9 279	3 351	385	705	13 720	239	108	313	23	682
May	11 070	1 939	388	805	14 202	297	113	306	18	734
June	13 565	1 543	370	892	16 370	466	166	461	68	1 163
July	13 445	1 749	371	1 107	16 672	348	140	343	58	889
August	12 107	1 524	370	691	14 693	232	116	287	38	673
September	10 494	2 857	396	658	14 406	257	156	296	27	736

(a) Includes money market corporations.

# 4

## PERSONAL FINANCE COMMITMENTS, Fixed Loan Facilities: Original

Month	New motor cars and station wagons \$m	Used motor cars and station wagons \$m	Total motor vehicles(a) \$m	Individual residential blocks of land \$m	Unsecured owner occupied housing finance(b) \$m	Debt consolidation \$m	Refinancing \$m	Other(c) \$m	Total \$m
<b>1997</b>									
July	255	493	798	130	56	193	315	462	1 954
August	226	460	731	132	50	163	269	447	1 792
September	248	483	783	137	53	170	266	440	1 849
October	260	484	795	151	58	174	270	451	1 898
November	251	452	751	137	55	169	239	454	1 805
December	281	479	810	138	58	161	254	470	1 891
<b>1998</b>									
January	247	463	755	113	46	152	238	446	1 750
February	249	462	760	135	50	162	252	477	1 836
March	283	479	816	145	64	163	255	520	1 964
April	245	444	739	121	56	152	238	437	1 743
May	253	446	750	136	53	158	253	461	1 812
June	320	476	852	132	48	190	272	492	1 987
July	309	468	840	120	49	146	249	434	1 838
August	265	436	753	117	44	122	206	402	1 644
September	265	456	777	126	48	138	227	422	1 738

(a) Includes motor cycles and other motor vehicles.

(b) Includes alterations and additions.

(c) Includes boats, caravans and trailers, household goods, travel and holiday and other purposes.

# 5

## PERSONAL FINANCE COMMITMENTS, Revolving Credit Facilities: Original

Month	NEW AND INCREASED CREDIT LIMITS			Cancellations and reductions \$m	CREDIT LIMITS AT END OF MONTH.....	
	Secured \$m	Unsecured \$m	Total \$m		Total available \$m	Used \$m
<b>1997</b>						
July	986	951	1 937	828	52 706	21 921
August	841	799	1 639	484	53 724	22 058
September	877	697	1 575	425	54 779	22 887
October	1 037	889	1 926	701	55 959	22 766
November	880	966	1 846	455	56 826	23 320
December	951	876	1 827	629	57 939	24 238
<b>1998</b>						
January	695	649	1 345	540	58 723	24 462
February	745	676	1 421	549	59 582	25 323
March	909	763	1 672	604	60 658	25 807
April	934	811	1 745	668	61 739	26 230
May	1 007	809	1 816	603	62 891	26 945
June	1 078	814	1 892	668	64 256	28 093
July	991	912	1 903	951	63 896	27 566
August	963	894	1 858	504	65 250	28 392
September	1 079	887	1 967	520	66 697	28 592

# 6

## COMMERCIAL FINANCE COMMITMENTS, Fixed Loan Facilities: Original

Month	Construction finance \$m	Purchase of real property \$m	Wholesale finance \$m	Purchase of plant and equipment \$m	Factoring \$m	Refinancing \$m	Other \$m	Total \$m	Commitments not drawn at end of month \$m
<b>1997</b>									
July	798	3 098	496	630	120	994	1 930	8 066	5 954
August	858	2 190	464	793	182	1 135	1 417	7 038	5 810
September	1 326	2 431	615	700	272	978	1 243	7 565	6 560
October	594	2 832	558	839	208	992	2 101	8 123	7 061
November	1 209	2 326	380	618	115	1 171	2 249	8 067	7 038
December	915	2 564	420	635	130	961	2 899	8 523	7 302
<b>1998</b>									
January	681	2 090	335	534	95	607	1 227	5 568	6 918
February	726	2 239	666	507	113	983	1 917	7 151	7 247
March	895	2 324	423	717	137	714	1 537	6 748	8 024
April	595	2 209	451	692	176	1 030	1 485	6 637	7 781
May	966	2 289	511	500	175	989	2 266	7 696	9 091
June	1 302	3 007	615	543	131	1 527	2 927	10 052	8 152
July	848	2 718	617	679	164	952	3 041	9 020	8 828
August	783	2 035	510	583	155	677	2 285	7 028	9 263
September	753	2 305	526	788	142	959	1 890	7 362	8 566

# 7

## REVOLVING COMMERCIAL FINANCE AND LEASE FINANCE COMMITMENTS: Original

### REVOLVING CREDIT FACILITIES.....

### LEASE FINANCE FACILITIES...

Month	New and increased credit limits \$m	Cancellations and reductions \$m	Total credit limits at end of month \$m	Credit limits used at end of month \$m	Total commitments \$m	Commitments not drawn at end of month \$m
<b>1997</b>						
July	7 902	4 821	194 233	109 686	858	393
August	7 523	4 920	195 394	108 593	626	380
September	7 494	4 241	198 569	111 835	675	423
October	7 705	5 633	199 957	110 863	703	324
November	6 684	4 976	201 609	112 165	663	344
December	7 212	4 949	204 877	113 134	802	326
<b>1998</b>						
January	4 617	4 410	193 087	112 454	575	310
February	6 207	4 055	196 251	114 976	666	329
March	6 016	4 448	196 542	115 222	836	334
April	7 083	4 419	198 522	117 142	682	325
May	6 507	4 398	199 662	117 430	734	321
June	6 318	4 264	199 328	119 299	1 163	337
July	7 652	5 542	206 646	117 687	889	415
August	7 665	4 733	209 707	119 892	673	376
September	7 044	5 418	210 958	119 024	736	320

## FINANCE COMMITMENTS FOR HOUSING(a): Original

Month	SECURED, FOR OWNER OCCUPATION.....					UNSECURED, PERSONAL FINANCE		COMMERCIAL FINANCE.....			Total
	Construction of dwellings	Purchase of newly erected dwellings	Purchase of established dwellings under new finance	Refinancing for established dwellings	Alterations and additions	Purchase and construction of dwellings	Alterations and additions	Construction of dwellings for rent or resale	Purchase of dwellings for rent or resale by individuals	Purchase of dwellings for rent or resale by others	
	\$m	\$m	\$m	\$m	\$m	\$m	\$m	\$m	\$m	\$m	\$m
<b>1997</b>											
July	692	257	2 804	861	219	26	30	463	1 514	280	7 147
August	671	249	2 681	860	215	23	26	400	1 446	234	6 806
September	737	258	2 810	847	240	23	29	472	1 531	273	7 219
October	723	263	2 950	820	265	25	33	354	1 605	299	7 338
November	654	243	2 814	739	235	22	33	267	1 468	262	6 737
December	673	261	2 804	721	222	26	32	482	1 550	298	7 069
<b>1998</b>											
January	554	191	2 311	626	190	19	26	371	1 258	280	5 827
February	687	225	2 756	772	243	23	27	345	1 462	295	6 835
March	741	254	2 992	793	256	32	32	330	1 519	282	7 229
April	702	224	2 920	750	224	26	30	248	1 416	248	6 788
May	714	226	2 901	772	225	23	30	380	1 432	308	7 012
June	832	256	3 165	905	245	20	28	332	1 748	436	7 968
July	779	259	3 036	885	222	22	28	352	1 487	303	7 371
August	696	236	2 763	753	200	19	25	264	1 321	255	6 533
September	753	238	2 790	765	205	18	30	375	1 442	305	6 922

(a) Includes commitments to refinance loans where the principal purpose is for alterations and/or additions to dwellings.



## FINANCE COMMITMENTS FOR MOTOR VEHICLES(a): Original

## PERSONAL FINANCE.....

Month	New motor cars and station wagons	Used motor cars and station wagons	Motor cycles	Other motor vehicles	Total	Commercial finance	Lease finance	Total
	\$m	\$m	\$m	\$m	\$m	\$m	\$m	\$m
<b>1997</b>								
July	255	493	14	37	798	374	425	1 597
August	226	460	14	31	731	345	337	1 414
September	248	483	19	33	783	367	389	1 539
October	260	484	19	32	795	404	401	1 600
November	251	452	19	30	751	344	363	1 458
December	281	479	16	34	810	374	441	1 625
<b>1998</b>								
January	247	463	15	31	755	301	333	1 390
February	249	462	16	32	760	309	361	1 430
March	283	479	16	37	816	362	467	1 645
April	245	444	17	33	739	296	409	1 444
May	253	446	18	33	750	295	417	1 462
June	320	476	18	38	852	323	611	1 786
July	309	468	24	38	840	317	504	1 661
August	265	436	15	36	753	284	380	1 417
September	265	456	20	36	777	413	394	1 584

(a) Excludes revolving credit facilities.

## LEASE FINANCE COMMITMENTS FOR MOTOR VEHICLES: Original

Month	MOTOR CARS & STATION WAGONS....		LIGHT TRUCKS.....		HEAVY TRUCKS		Other motor vehicles	Total
	New	Used	New	Used	New	Used		
	\$m	\$m	\$m	\$m	\$m	\$m		
<b>1997</b>								
July	228	79	46	12	33	12	16	425
August	182	64	29	8	24	10	19	337
September	200	75	32	10	31	24	16	389
October	219	70	31	9	42	14	16	401
November	203	70	28	9	31	10	11	363
December	258	69	37	13	38	11	16	441
<b>1998</b>								
January	188	59	30	9	26	10	11	333
February	199	62	32	9	23	12	24	361
March	246	76	38	9	58	26	14	467
April	220	66	34	9	40	21	19	409
May	223	71	38	10	35	22	17	417
June	330	93	65	18	55	18	32	611
July	262	107	45	12	45	14	19	504
August	225	63	37	9	23	10	14	380
September	223	61	37	7	35	11	19	394

## FINANCE COMMITMENTS FOR PLANT AND EQUIPMENT(a): Original

## COMMERCIAL FINANCE.....

Month	<i>Transport equipment(b)</i>	<i>Other plant and equipment</i>	<i>Total</i>	<i>Lease finance</i>	<i>Total</i>
	\$m	\$m	\$m	\$m	\$m
<b>1997</b>					
July	45	210	256	433	689
August	38	409	448	289	737
September	48	285	333	287	620
October	44	391	435	302	737
November	41	233	274	300	574
December	36	224	261	361	622
<b>1998</b>					
January	37	196	233	242	474
February	32	166	198	305	503
March	122	234	356	369	725
April	82	314	396	272	668
May	31	174	205	317	522
June	39	181	220	552	772
July	63	299	362	385	747
August	146	153	299	293	592
September	64	310	375	342	716

(a) Excludes revolving credit facilities.

(b) Excludes motor vehicles, see Table 9.

## LEASE FINANCE COMMITMENTS FOR PLANT AND EQUIPMENT: Original

Month	<i>Transport equipment(a)</i>	<i>Construction and earthmoving equipment</i>	<i>Agricultural machinery and equipment</i>	<i>Manufacturing equipment</i>	<i>Electronic data processing equipment</i>	<i>Office machines</i>	<i>Shop and office furniture, fittings and equipment</i>	<i>Other goods</i>	<i>Total</i>
	\$m	\$m	\$m	\$m	\$m	\$m	\$m	\$m	\$m
<b>1997</b>									
July	11	31	34	74	169	52	23	39	433
August	16	33	26	51	48	54	19	41	289
September	13	27	28	33	58	75	23	29	287
October	14	44	40	37	50	55	26	36	302
November	16	32	33	47	60	43	25	44	300
December	13	41	29	57	83	64	29	44	361
<b>1998</b>									
January	7	18	30	35	63	39	18	31	242
February	10	28	44	41	43	88	18	32	305
March	13	31	62	43	76	89	20	34	369
April	15	28	48	41	57	41	20	23	272
May	22	32	49	40	64	44	22	45	317
June	19	65	109	86	111	64	36	61	552
July	16	35	62	50	80	62	27	53	385
August	10	36	32	43	61	47	18	47	293
September	14	24	40	56	81	51	41	35	342

(a) Excludes motor vehicles, see tables 9 and 10.

# EXPLANATORY NOTES

## SCOPE

**1** Commitments made by the following types of lenders are included in these statistics:

- Banks;
- Permanent building societies;
- Credit unions/co-operative credit societies;
- Life or general insurance companies;
- General government enterprises;
- Organisations raising funds through the secondary mortgage market for approved home buyers under State government housing schemes;
- Superannuation funds;
- Other corporations registered under the *Financial Corporations Act 1974*; and
- Other providers of consumer finance registered with State credit tribunals, including mortgage managers.

## COVERAGE

**2** The statistics cover significant lenders only. Significant lenders account in aggregate for at least 95% of the Australian total and at least 90% of each State total of the value of commitments for secured housing finance for owner occupation, other personal finance, commercial finance and lease finance, each calculated separately.

**3** An annual collection is conducted to maintain coverage of significant lenders. In addition, new lenders are included in the series as their level of lending becomes significant. All banks qualify as significant lenders and are therefore included.

## CATEGORIES OF LENDING FINANCE

**4** *Secured housing finance for owner occupation* is secured finance to individuals for purchase or construction of dwellings for owner occupation, and for alterations and additions to existing owner-occupied dwellings. Refinancing, involving a change of lender, is also included.

**5** *Personal finance* is finance provided to individuals for their personal, non-business, use. Both fixed loans and revolving credit finance are included; secured housing finance and loans for investment purposes are excluded.

**6** *Commercial finance* is finance provided to individuals and corporations for business or investment purposes. Fixed loans, revolving credit and commercial hire purchase are included.

**7** *Lease finance* includes finance and leverage leases. Operating lease finance data, though excluded, is available from the ABS on request.

## REVISIONS

**8** Revisions to previously published statistics are included as they occur.

## SEASONAL ADJUSTMENT

**9** Seasonal adjustment is a means of removing the estimated effects of normal seasonal variation and 'trading day effects' (arising from the varying amounts of activity on different days of the week and the varying reporting practices of the lenders). Adjustment is also made for Easter which may affect the March and April estimates differently. Seasonal adjustment does not remove the effect of irregular or non-seasonal influences (for example, a change in interest rates) from the series.

**10** There is some evidence that a change may be occurring in the seasonal and trading day patterns of the revolving credit component of commercial finance. In these circumstances especially, the trend estimate data provide the more reliable indicator of underlying movement in commitments.

## EXPLANATORY NOTES

### TREND ESTIMATES

**11** Smoothing seasonally adjusted series reduces the impact of the irregular component of the seasonally adjusted series and creates trend estimates. These trend estimates are derived by applying a 13-term Henderson-weighted moving average to all months of the respective seasonally adjusted series except the last six months. Trend series are created for the last six months by applying surrogates of the Henderson moving average to the seasonally adjusted series. For further information, refer to *A Guide to Interpreting Time Series—Monitoring ‘Trends’: an Overview* (1348.0) or contact the Assistant Director, Time Series Analysis on Canberra (02) 6252 6345.

**12** While the smoothing technique described in paragraph 11 enables trend estimates to be produced for the latest few months, it does result in revisions to the trend estimates as new data become available. Generally, revisions become smaller over time and, after three months, usually have a negligible impact on the series. Changes in the original data and re-estimation of seasonal factors may also lead to revisions to the trend.

### RELATED PUBLICATIONS

**13** Users may also wish to refer to the following publications:

- *Building Activity Australia: Dwelling Unit Commencements* (8750.0)
- *Building Approvals, Australia* (8731.0)
- *Housing Finance for Owner Occupation, Australia* (5609.0)
- *Private New Capital Expenditure and Expected Expenditure, Australia* (5625.0)
- *New Motor Vehicle Registrations, Australia: Preliminary* (9301.0)

**14** Users may also wish to refer to the *Reserve Bank of Australia, Bulletin* for further information on the lending position of banks and other financial institutions.

### UNPUBLISHED DATA

**15** Estimates for months prior to those shown in this publication and more detailed commitment series by purpose, type of facility and industry are available. There may be a charge for this information, depending on the volume of data requested.

**16** Detailed data are also available from PC Ausstats, the ABS on-line time series data service under the subject *Financial Surveys*, then the titles *Housing Finance for Owner Occupation*, *Personal Finance*, *Commercial Finance* and *Lease Finance*.

### EFFECTS OF ROUNDING

**17** Where figures have been rounded, discrepancies may occur between sums of the component items and totals.

### SYMBOLS AND OTHER USAGES

n.a. not available  
n.p. not available for publication but included in totals where applicable  
n.y.a. not yet available

## G L O S S A R Y

<b>Agricultural machinery and equipment</b>	Includes tractors, tillage implements, seeding planting and fertilising equipment, agricultural mowers, harvesters, etc.
<b>Alterations and additions</b>	Comprise all structural and non-structural changes which are integral to the functional and structural design of a dwelling. Examples are garages, carports, pergolas, reroofing, recladding, etc. Alterations and additions do not include swimming pools, ongoing repairs, or maintenance and home improvements which do not involve building work.
<b>Commitment</b>	A lending commitment is a firm offer of finance. It either has been, or is normally expected to be, accepted. Commitments accepted and cancelled in the same month are included. Commitments to non-residents are excluded.
<b>Construction and earth moving equipment</b>	Includes concrete mixers and pumpers, dozers, graders, mobile cranes, crawler tractors, dumpers, road rollers, earth packers, scarifiers, rippers, etc.
<b>Construction of dwellings</b>	For secured housing finance, comprises commitments made to individuals to finance, by way of progress payments, the construction of owner-occupied dwellings.
<b>Debt consolidation</b>	For personal finance, comprises commitments whose principle purpose is to consolidate and pay out amounts owing by the borrower to third parties.
<b>Dwelling</b>	Is a place of residence such as a house, semi-detached house, flat, home unit, town house, terrace house, etc. which includes bathing and cooking facilities.
<b>Electronic data processing equipment</b>	Includes computers, computer peripherals, data entry devices, word processing machines, etc.
<b>Established dwelling</b>	Is a dwelling which has been completed for more than 12 months prior to the lodgement of a loan application, or which has been previously occupied.
<b>Finance lease</b>	A finance lease refers to the leasing or hiring of tangible assets under an agreement, other than a hire purchase agreement, which transfers from the lessor to the lessee substantially all the risks and benefits incident to ownership of the asset without transferring the legal ownership.
<b>Fixed loan facilities</b>	Fixed loan facilities generally involve: <ul style="list-style-type: none"><li>▪ a commitment for a fixed amount for a fixed period for a specific purpose;</li><li>▪ a schedule of repayments over a fixed period; and</li><li>▪ repayments which reduce the liability of the borrower but do not act to make further finance available.</li></ul>
<b>Heavy trucks</b>	Comprises all vehicles with a gross combination mass rating in excess of 3.5 tonnes, including prime movers registered without trailers.
<b>Light trucks</b>	Comprises vehicles constructed primarily for the carriage of goods which do not exceed 3.5 tonnes gross vehicle mass such as utilities, panel vans, trucks, cab-chassis, forward control vans and four-wheel drives used to carry goods.
<b>Manufacturing equipment</b>	Includes all plant and equipment used in the manufacture of goods except motor vehicles such as forklifts, work trucks and tractors.
<b>Motor cars and station wagons</b>	Includes cars, station wagons, four-wheel drive and forward control passenger vehicles with up to nine seats (including the driver).

## GLOSSARY

<b>Motor cycles</b>	Includes two and three wheeled motor cycles and mopeds, scooters and motor cycles with side cars.
<b>Newly erected dwelling</b>	A new dwelling that has been completed within 12 months of the lodgement of a loan application, and the borrower will be the first occupant.
<b>Office machines</b>	Includes telephone systems (including PABX equipment), facsimile machines, cash registers, photocopiers, etc.
<b>Purpose</b>	The purpose of the loan is that specified by the borrower. Where possible multiple purpose loans are split and each component is reported in the appropriate purpose category; otherwise the whole loan is classified to the major purpose.
<b>Refinancing</b>	For personal and commercial finance, represents a commitment to refinance an existing loan. For secured housing finance, only those loans where the refinancing lender is not the original lender and the security is unchanged are included. The refinancing of a loan to fund a change of residence is treated as a new lending commitment.
<b>Revolving credit facilities</b>	Revolving credit facilities generally have the following characteristics: <ul style="list-style-type: none"><li>▪ a commitment for a credit or borrowing limit is given for a specific period after which the commitment is reviewed;</li><li>▪ the extent of the borrowing used at any time during the period may be for any amount up to the authorised limit; and</li><li>▪ repayments (other than of charges and interest) made during the period reduce the extent of the borrowing used and thereby increase the amount of unused credit available up to the authorised limit. Examples include credit cards, lines of credit and approved overdrafts.</li></ul>
<b>Secured credit limits</b>	Includes overdrafts, lines of credit, credit cards etc. backed by a mortgage or other assets owned by the borrower.
<b>Secured housing finance</b>	This comprises all secured commitments to individuals for the construction or purchase of dwellings for owner occupation, regardless of type of security. Commitments for housing that will be occupied by persons other than the owner(s) are excluded.
<b>Significant lenders</b>	Significant lenders are those lenders who, Australia wide during the calendar year 1997, committed funds of more than: <ul style="list-style-type: none"><li>▪ \$34 million for Secured housing finance for owner-occupation; or</li><li>▪ \$51 million for Personal finance; or</li><li>▪ \$731 million for Commercial finance; or</li><li>▪ \$7 million for Lease finance.</li></ul>
<b>Total credit limits at end of period</b>	Comprises total approved credit limits available at the end of the reference month. In principle, this can be derived by adding new and increased lending commitments during the period less cancellations and reductions of credit limits during the period to the balance of credit limits at the end of the previous period. In practice, however, revisions and other adjustments such as the transfer of an existing fixed credit facility will mean that such a derivation is inexact.
<b>Wholesale finance</b>	Comprises finance for the purchase of goods by retailers and wholesalers.



## SELF-HELP ACCESS TO STATISTICS

*PHONE* Call 1900 986 400 for the latest statistics on CPI, Labour Force, Earnings, National Accounts, Balance of Payments and other topics (call cost is 75c per minute).

*INTERNET* <http://www.abs.gov.au>

*LIBRARY* A range of ABS publications is available from public and tertiary libraries Australia wide. Contact your nearest library to determine whether it has the ABS statistics you require.

## WHY NOT SUBSCRIBE?

*PHONE* +61 1300 366 323

*FAX* +61 03 9615 7848

## CONTACTING THE ABS

ABS provides a range of services, including: a telephone inquiry service; information consultancy tailored to your needs; survey, sample and questionnaire design; survey evaluation and methodological reviews; and statistical training.

<i>INQUIRIES</i>	<i>By phone</i>	<i>By fax</i>
Canberra	02 6252 6627	02 6253 1404
Sydney	02 9268 4611	02 9268 4668
Melbourne	03 9615 7755	03 9615 7798
Brisbane	07 3222 6351	07 3222 6283
Perth	08 9360 5140	08 9360 5955
Adelaide	08 8237 7100	08 8237 7566
Hobart	03 6222 5800	03 6222 5995
Darwin	08 8943 2111	08 8981 1218

*POST* Client Services, ABS, PO Box 10, Belconnen, ACT 2616



2567100009985

ISSN 1327-4376

RRP \$16.00